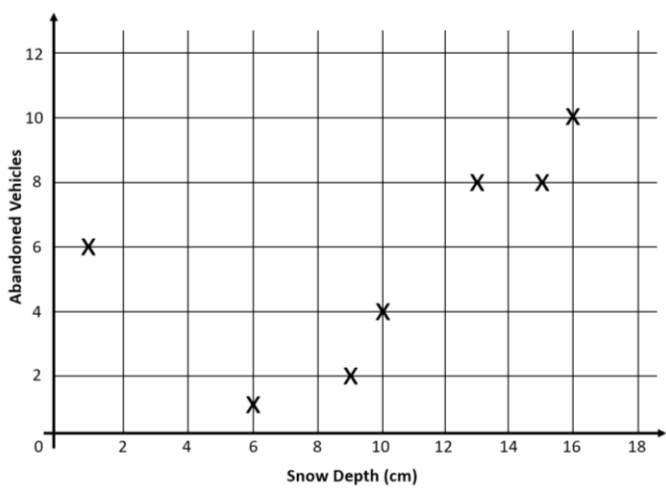
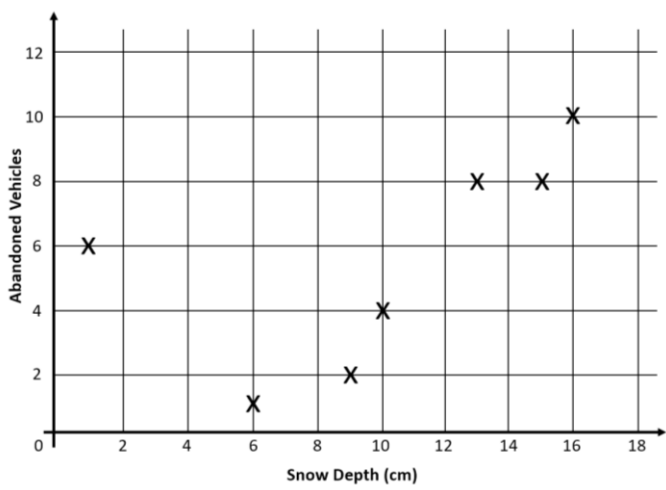


Snow Scatter Graph



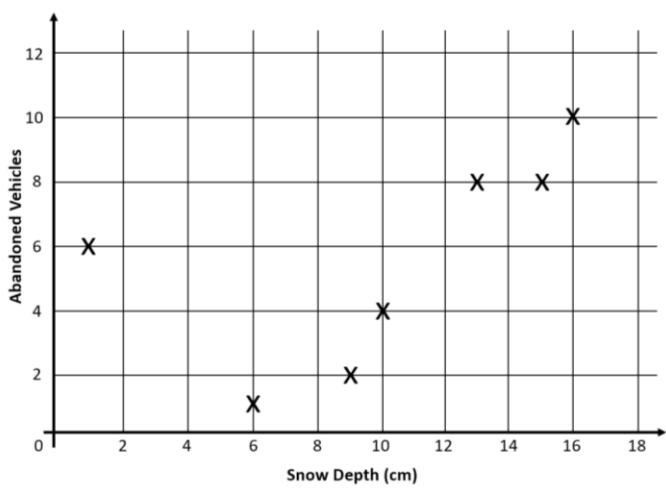
- 1. Add this information to the graph:
On a day where 8cm of snow was measured, 2 cars were abandoned. On a separate day, there were 6 cars abandoned when snow was at a depth of 11cm.
- 2. Describe the relationship between the number of abandoned cars and the depth of snow on the roads.
- 3. Tomorrow's forecast is that snow will reach a depth of 18cm. Estimate how many cars will be abandoned tomorrow.

Snow Scatter Graph



- 1. Add this information to the graph:
On a day where 8cm of snow was measured, 2 cars were abandoned. On a separate day, there were 6 cars abandoned when snow was at a depth of 11cm.
- 2. Describe the relationship between the number of abandoned cars and the depth of snow on the roads.
- 3. Tomorrow's forecast is that snow will reach a depth of 18cm. Estimate how many cars will be abandoned tomorrow.

Snow Scatter Graph



- 1. Add this information to the graph:
On a day where 8cm of snow was measured, 2 cars were abandoned. On a separate day, there were 6 cars abandoned when snow was at a depth of 11cm.
- 2. Describe the relationship between the number of abandoned cars and the depth of snow on the roads.
- 3. Tomorrow's forecast is that snow will reach a depth of 18cm. Estimate how many cars will be abandoned tomorrow.